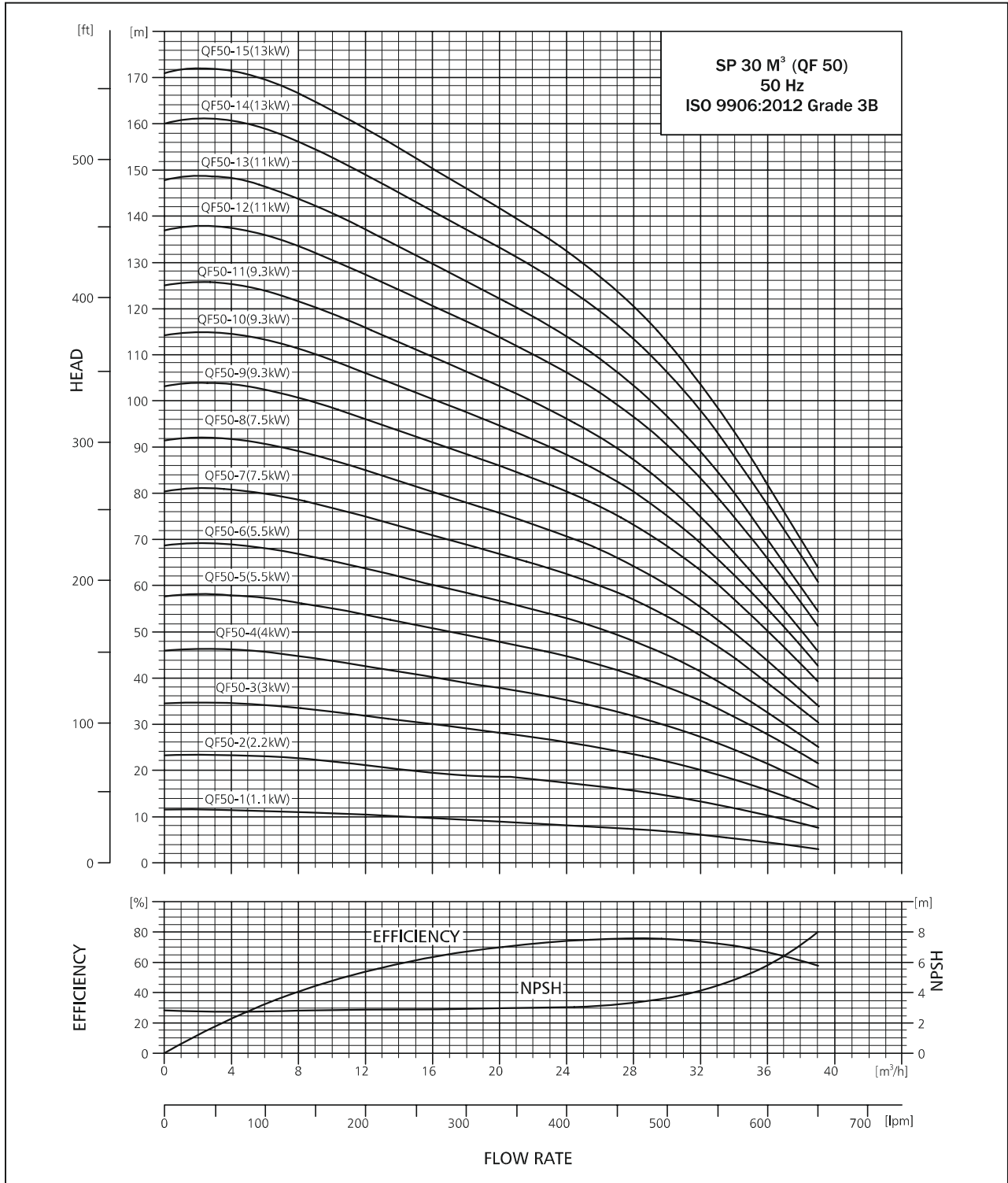


PERFORMANCE CURVE



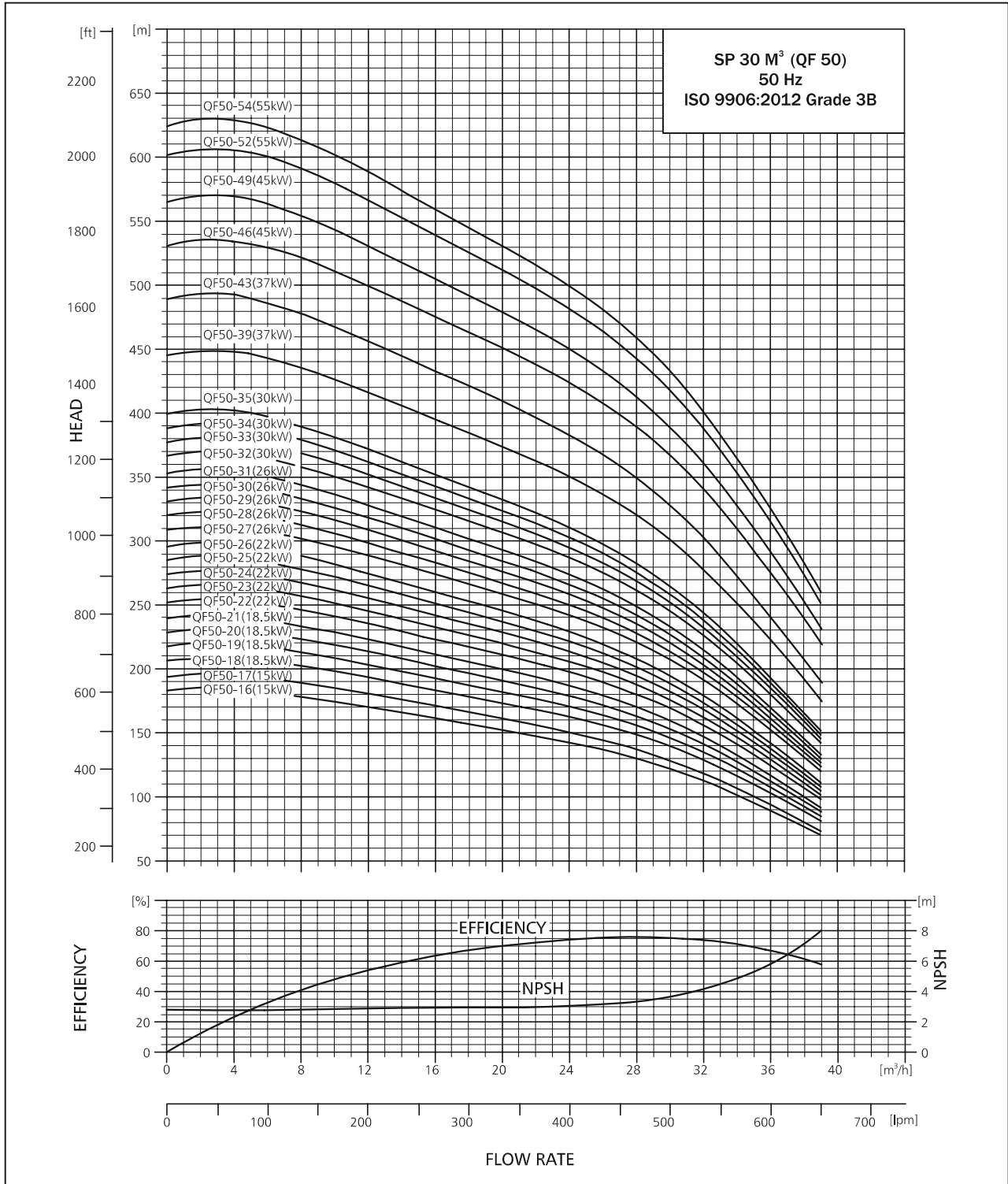
SUBMERSIBLE PUMP QF 50



PERFORMANCE CURVE



SUBMERSIBLE PUMP QF 50

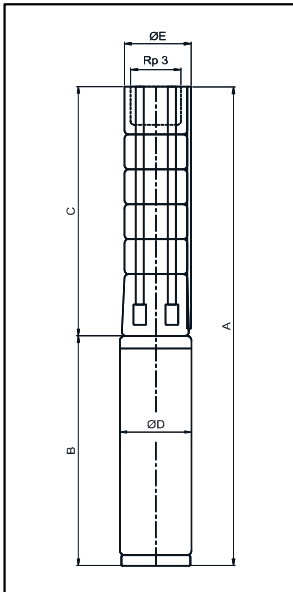


TECHNICAL DATA



SUBMERSIBLE PUMP QF 50

DIMENSIONS AND WEIGHTS



E = Maximum diameter of pump inclusive of cable guard & motor.

TECHNICAL DATA QF 50

PUMP TYPE	MOTOR		DIMENSIONS (mm)							NET WEIGHT (kg)			
	TYPE	POWER (kW)	C	B		A		D	E*	E**	PUMP	MOTOR	
				1x230V	3x220V 3x400V	1x230V	3x220V 3x400V					1x230V	3x220V 3x400V
QF50- 1	PREMIUM 100	1.1	362	339	339	701	701	95	128	-	7.9	15	15
QF50- 2	PREMIUM 100	2.2	458	538	538	996	996	95	128	-	9.8	24	24
QF50- 3	PREMIUM 100	3.0	554	690	578	1244	1132	95	128	-	11.7	31	26
QF50- 4	PREMIUM 100	4.0	650	690	690	1340	1340	95	128	-	13.6	31	31
QF50- 5	PREMIUM 100	5.5	746	-	767	-	1513	95	128	-	15.5	-	35
QF50- 6	PREMIUM 100	5.5	842	-	767	-	1609	95	128	-	17.4	-	35
QF50- 7	PREMIUM 100	7.5	938	-	825	-	1763	95	128	-	19.3	-	38
QF50- 8	PREMIUM 100	7.5	1034	-	825	-	1859	95	128	-	21.2	-	38
QF50- 5	MATASF 150	5.5	761	-	699	-	1460	145	145	145	16.5	-	51
QF50- 6	MATASF 150	5.5	857	-	699	-	1556	145	145	145	18.4	-	51
QF50- 7	MATASF 150	7.5	953	-	719	-	1672	145	145	145	20.3	-	54
QF50- 8	MATASF 150	7.5	1049	-	719	-	1768	145	145	145	22.2	-	54
QF50- 9	MATASF 150	9.3	1145	-	749	-	1894	145	145	145	24.1	-	57
QF50- 10	MATASF 150	9.3	1241	-	749	-	1990	145	145	145	26.0	-	57
QF50- 11	MATASF 150	9.3	1337	-	749	-	2086	145	145	145	27.9	-	57
QF50- 12	MATASF 150	11	1433	-	779	-	2212	145	145	145	29.8	-	59
QF50- 13	MATASF 150	11	1529	-	779	-	2308	145	145	145	31.7	-	59
QF50- 14	MATASF 150	13	1625	-	829	-	2454	145	145	145	33.6	-	64
QF50- 15	MATASF 150	13	1721	-	829	-	2550	145	145	145	35.5	-	64
QF50- 16	MATASF 150	15	1817	-	874	-	2691	145	145	145	37.4	-	70
QF50- 17	MATASF 150	15	1913	-	874	-	2787	145	145	145	39.3	-	70
QF50- 18	MATASF 150	18.5	2009	-	919	-	2928	145	145	145	41.2	-	73
QF50- 19	MATASF 150	18.5	2105	-	919	-	3024	145	145	145	43.1	-	73
QF50- 20	MATASF 150	18.5	2201	-	919	-	3120	145	145	145	45.0	-	73
QF50- 21	MATASF 150	18.5	2297	-	919	-	3216	145	145	145	46.9	-	73
QF50- 22	MATASF 150	22	2393	-	1009	-	3402	145	145	145	48.8	-	82
QF50- 23	MATASF 150	22	2489	-	1009	-	3498	145	145	145	52.4	-	82
QF50- 24	MATASF 150	22	2585	-	1009	-	3594	145	145	145	54.4	-	82
QF50- 25	MATASF 150	22	2681	-	1009	-	3690	145	145	145	56.4	-	82
QF50- 26	MATASF 150	22	2777	-	1009	-	3786	145	145	145	58.4	-	82
QF50- 27	MATASF 150	26	2873	-	1114	-	3987	145	145	145	60.4	-	98
QF50- 28	MATASF 150	26	2969	-	1114	-	4083	145	145	145	62.4	-	98
QF50- 29	MATASF 150	26	3065	-	1114	-	4179	145	145	145	64.4	-	98
QF50- 30	MATASF 150	26	3161	-	1114	-	4275	145	145	145	66.4	-	98
QF50- 31	MATASF 150	26	3257	-	1114	-	4371	145	145	145	68.4	-	98
QF50- 32	MATASF 150	30	3353	-	1214	-	4567	145	145	145	70.4	-	107
QF50- 33	MATASF 150	30	3449	-	1214	-	4663	145	145	145	72.4	-	107
QF50- 34	MATASF 150	30	3545	-	1214	-	4759	145	145	145	74.4	-	107
QF50- 35	MATASF 150	30	3641	-	1214	-	4855	145	145	145	76.4	-	107
QF50- 32	MATASF 200	30	3382	-	1140	-	4522	194	194	194	73.8	-	164
QF50- 33	MATASF 200	30	3478	-	1140	-	4618	194	194	194	75.8	-	164
QF50- 34	MATASF 200	30	3574	-	1140	-	4714	194	194	194	77.8	-	164
QF50- 35	MATASF 200	30	3670	-	1140	-	4810	194	194	194	79.8	-	164
QF50- 39	MATASF 200	37	4054	-	1140	-	5194	194	194	194	87.8	-	164
QF50- 43	MATASF 200	37	4438	-	1140	-	5578	194	194	194	95.8	-	164
QF50- 46	MATASF 200	45	4726	-	1230	-	5956	194	194	194	101.8	-	189
QF50- 49	MATASF 200	45	5014	-	1230	-	6244	194	194	194	107.8	-	189
QF50- 52	MATASF 200	55	5302	-	1340	-	6642	194	194	194	113.8	-	203
QF50- 54	MATASF 200	55	5494	-	1340	-	6834	194	194	194	117.8	-	203

* Maximum diameter of pump with one motor cable.
 ** Maximum diameter of pump with two motor cable.
 Motor type may change as per requirement.

TECHNICAL DATA



SUBMERSIBLE PUMP QF 50

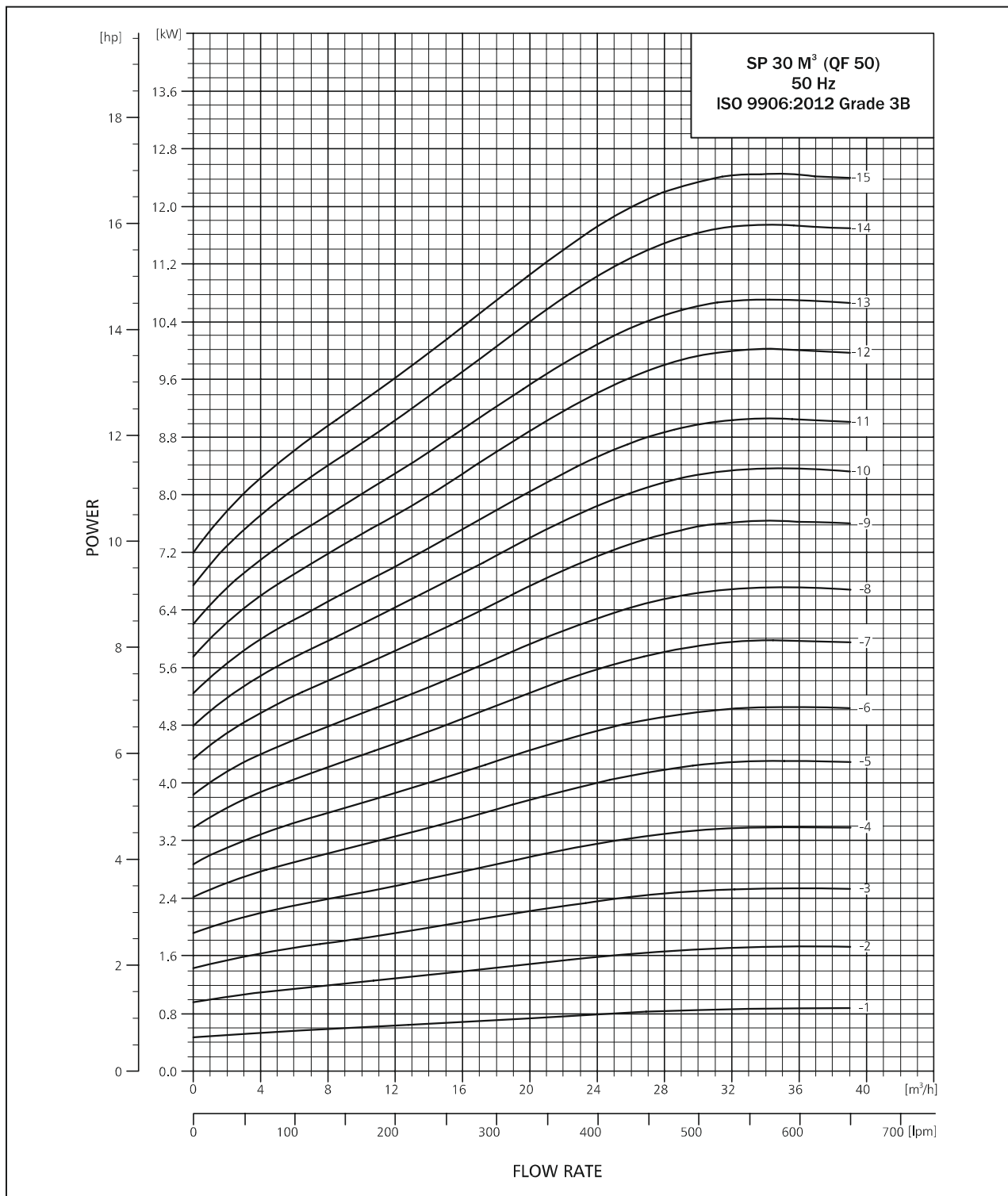
PERFORMANCE TABLE QF 50

QF-50				m ³ /h		DISCHARGE (Q)									
				l/min.		0	4	8	12	16	20	24	28	32	39
MODEL	MATERIAL CODE			MOTOR RATING		TOTAL HEAD IN (m)									
	4x6	6x6	8x6	[kW]	[HP]	0	4	8	12	16	20	24	28	32	39
QF 50 - 1	9000002971	-	-	1.1	1.5	11	11	11	10	10	9	8	7	6	3
QF 50 - 2	9000002972	9000002973	-	2.2	3	23	23	23	21	20	19	17	16	13	8
QF 50 - 3	9000002974	9000002975	-	3	4	35	35	33	32	30	28	26	24	20	12
QF 50 - 4	9000002976	9000002977	-	4	5.5	46	46	45	43	40	38	35	32	27	16
QF 50 - 5	9000002978	9000002979	-	5.5	7.5	58	58	56	54	51	48	45	41	35	22
QF 50 - 6	9000002980	9000002981	-	5.5	7.5	69	69	67	64	60	57	53	48	41	25
QF 50 - 7	9000002982	9000002983	-	7.5	10	80	81	79	75	71	67	63	57	49	31
QF 50 - 8	9000002984	9000002985	-	7.5	10	91	92	89	85	80	76	71	64	55	34
QF 50 - 9	-	9000002986	-	9.3	12.5	103	104	101	96	91	86	80	73	63	39
QF 50 - 10	-	9000002989	-	9.3	12.5	114	115	111	106	100	95	88	80	69	43
QF 50 - 11	-	9000002991	-	9.3	12.5	125	125	122	116	110	103	96	87	75	46
QF 50 - 12	-	9000002993	-	11	15	137	137	134	127	121	114	106	97	83	51
QF 50 - 13	-	9000002995	-	11	15	148	148	144	137	130	122	114	103	89	55
QF 50 - 14	-	9000002997	-	13	17.5	160	161	156	149	141	133	125	113	98	61
QF 50 - 15	-	9000002999	-	13	17.5	171	171	167	159	150	142	132	120	104	64
QF 50 - 16	-	9000003001	-	15	20	183	184	179	171	162	153	143	130	112	70
QF 50 - 17	-	9000003003	-	15	20	194	195	189	180	171	161	151	137	118	74
QF 50 - 18	-	9000003005	-	18.5	25	207	208	202	193	183	173	163	148	129	82
QF 50 - 19	-	9000003007	-	18.5	25	218	219	213	203	193	182	171	156	135	85
QF 50 - 20	-	9000003011	-	18.5	25	229	230	223	213	202	191	179	163	141	89
QF 50 - 21	-	9000003013	-	18.5	25	240	241	234	223	212	200	187	170	147	92
QF 50 - 22	-	9000003015	-	22	30	252	253	246	235	223	211	198	180	156	99
QF 50 - 23	-	9000003017	-	22	30	263	264	257	245	233	220	206	188	162	102
QF 50 - 24	-	9000003018	-	22	30	274	275	268	255	242	228	214	195	168	105
QF 50 - 25	-	9000003022	-	22	30	285	286	278	265	251	237	221	201	174	108
QF 50 - 26	-	9000003025	-	22	30	296	297	288	275	260	245	229	208	179	111
QF 50 - 27	-	9000003029	-	26	35	309	310	302	288	274	259	242	221	191	121
QF 50 - 28	-	9000003033	-	26	35	320	321	313	298	283	267	250	228	197	124
QF 50 - 29	-	9000003037	-	26	35	331	332	323	308	292	276	258	235	203	127
QF 50 - 30	-	9000003040	-	26	35	342	343	333	318	301	284	266	242	209	130
QF 50 - 31	-	9000003043	-	26	35	353	354	344	328	310	293	274	249	215	133
QF 50 - 32	-	9000003046	9000003047	30	40	367	368	358	342	324	306	287	262	227	143
QF 50 - 33	-	9000003050	9000003052	30	40	378	379	369	352	334	315	295	269	232	146
QF 50 - 34	-	9000003053	9000003054	30	40	389	390	379	362	343	324	303	276	238	149
QF 50 - 35	-	9000003055	9000003057	30	40	399	401	390	372	352	332	310	283	244	152
QF 50 - 39	-	9000008074	9000012064	37	50	445	447	435	416	395	374	351	320	278	176
QF 50 - 43	-	9000011314	9000015389	37	50	489	491	478	456	433	409	383	350	303	190
QF 50 - 46	-	-	9000003068	45	60	531	535	521	499	475	451	424	389	341	220
QF 50 - 49	-	-	9000011613	45	60	565	568	554	530	504	478	450	413	361	233
QF50 - 52	-	-	-	55	75	600	603	588	562	535	507	478	438	383	247
QF50 - 54	-	-	-	55	75	623	626	611	584	555	527	496	455	398	257

PERFORMANCE CURVE



SUBMERSIBLE PUMP QF 50



PERFORMANCE CURVE



SUBMERSIBLE PUMP QF 50

